

Information Sheet

Navy Quantum

Specifications

Proactive™ Cover Stock
Polished finish
Hook Potential: 20-13 (dull/shiny)
Traction Characteristic: DTX 1
Typical Length: 4
Typical Backend: 11
RG Max: 2.609
RG Min: 2.562
RG Diff.: 0.047
Average RG: 5.3
Track Flare Potential: 9.2



Reaction Characteristics

The Navy Quantum with ProActive DTX-1 coverstock offers a higher hook potential than Reactive but with a more skid/snap arc than MTX ProActive. As with all ProActive ball the Navy Quantum is more resistant to tracking than Reactive urethane.

With the arrival of the Navy Quantum with ProActive DTX-1 coverstock, we have completed the introduction of the first generation of ProActive coverstocks. ProActive technology increases the traction in oil, while decreasing the over-reaction off of the driest boards on the lane. The result is a progressively more even reaction and increasing hook potentials as we move from Reactive coverstocks through the DTX-MTX-ETX- ProActive series.

When challenged by heavy oil or over/under reactions associated with dry tracks or freshly stripped backend, move up the ProActive series towards ETX. When challenged by early hook move down the ProActive series toward Reactive coverstocks.

The traction effect generated by Proactive™, provides a readable reaction that also creates a significant increase in overall hook for virtually any bowler style on a wide variety of lane conditions, even when shined. If the bowler desires more hooking action out of the box, Proactive™ can be sanded and will provide a cleaner front end reaction than dull reactive balls, while maintaining strong mid-lane and back end reactions. Proactive™ is a significant improvement over reactive urethane technology when used dull as it delivers a reaction that is much less sensitive on the front part of the lane. Most of the increase in hook will come in the middle and backend parts of the lane, offsetting any early reaction that may be created by sanding the ball.

Information Sheet

Navy Quantum

Drilling Information

All weights of the Navy Quantum can be drilled using the techniques developed for two-piece balls. See Brunswick's "Seven Popular Layouts" for detailed drilling information.

The revolutionary performance characteristics of Proactive™ allow the pro shop to fully utilize layout choices to create desired reactions. Due to the strength of the Proactive material stronger release players would be advised to use layouts 4-7 on the seven popular layouts sheet. For average release players that desire a ball reaction more like a "cranker", layouts 1-3 will produce very strong reactions if their release generates a fair amount of side roll, even if they don't have a lot of revs.

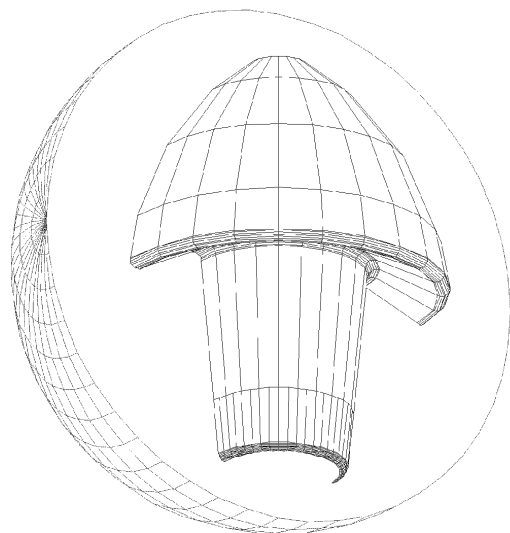
Polishing and Cleaning

Proactive's textured surface is more resistant to polishing than reactive urethane. The maximum achievable gloss will be lower than reactive urethane.

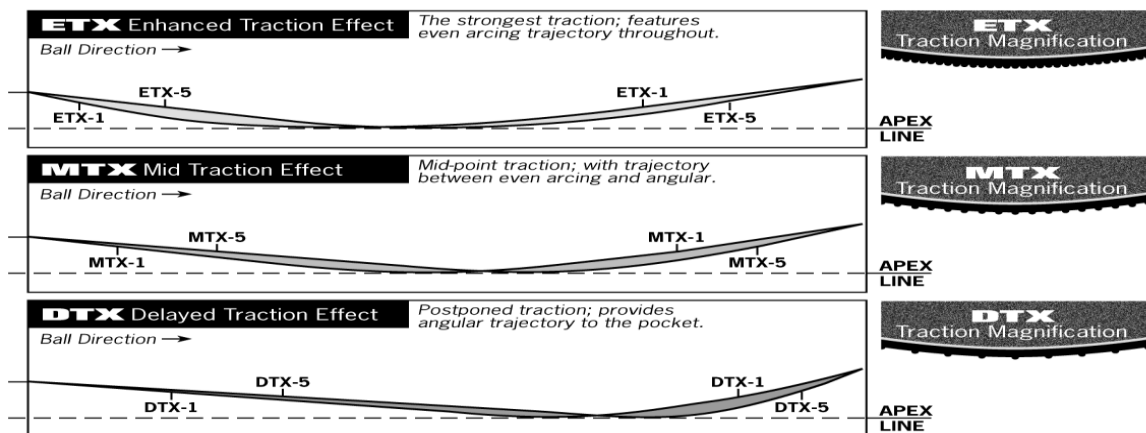
Proactive™ can be cleaned using the same methods and materials used to clean reactive resin balls.

AXIOM™

Proactive Urethane



Throbol Traction Comparison Chart

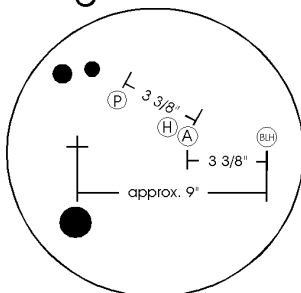


Brunswick®

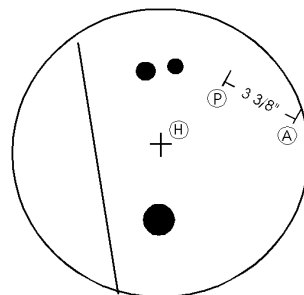
SEVEN POPULAR LAYOUTS

MAXIMUM
TRACK FLARE
HIGH
REACTIVITY

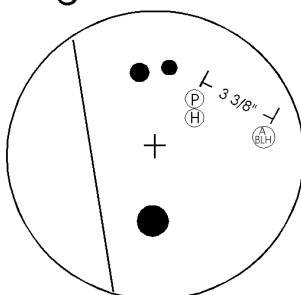
1-Leverage Pin with 9" hole



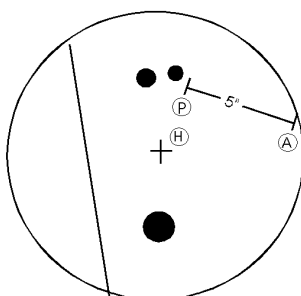
2-Leverage Pin-heavy spot toward grip center



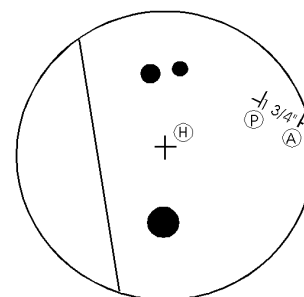
3-Leverage Pin with Axis hole



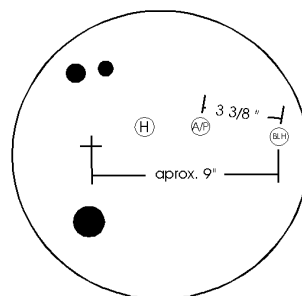
4-Positive label shift



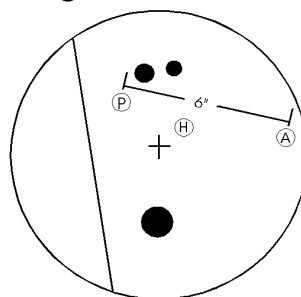
5-Pin between Axis and Leverage



6-Axis Pin with 9" hole



7-Negative label shift



MINIMUM
TRACK FLARE
LOW
REACTIVITY

(P) = Pin

(H) = Heavy Spot

(A) = Axis

(BLH) = Balance hole